

SAI Mens 2017







Team Results

Feb 10-12, 2017

Page: 1
Printed: 2/14/2017 10:45 PM

Men / 10 / 15-18

Session: 6

Rank	Gym	Team	Score						
1	Team Cypress	X	231.800	40.200 1	37.500 1	36.500 2	40.900 1	39.300 1	37.400 1
2	Acrotex Cedar Park	X	220.600	36.200 3	35.800 2	38.100 1	39.500 2	38.000 2	33.000 5
3	Crenshaw	X	209.800	37.500 2	33.400 3	34.700 4	35.500 4	35.000 3	33.700 2T
4	Powerhouse TNT	X	190.400	33.000 5	28.700 5	29.700 6	36.100 3	29.800 6	33.100 4
5	Capital (M)	X	189.700	35.000 4	25.700 6	31.300 5	34.100 5	33.800 5	29.800 6
6	20/20	X	184.100	24.600 6	32.500 4	35.500 3	22.900 7	34.900 4	33.700 3T